



**HENLEY** *fires*

**ELECTRIC**  
COLLECTION





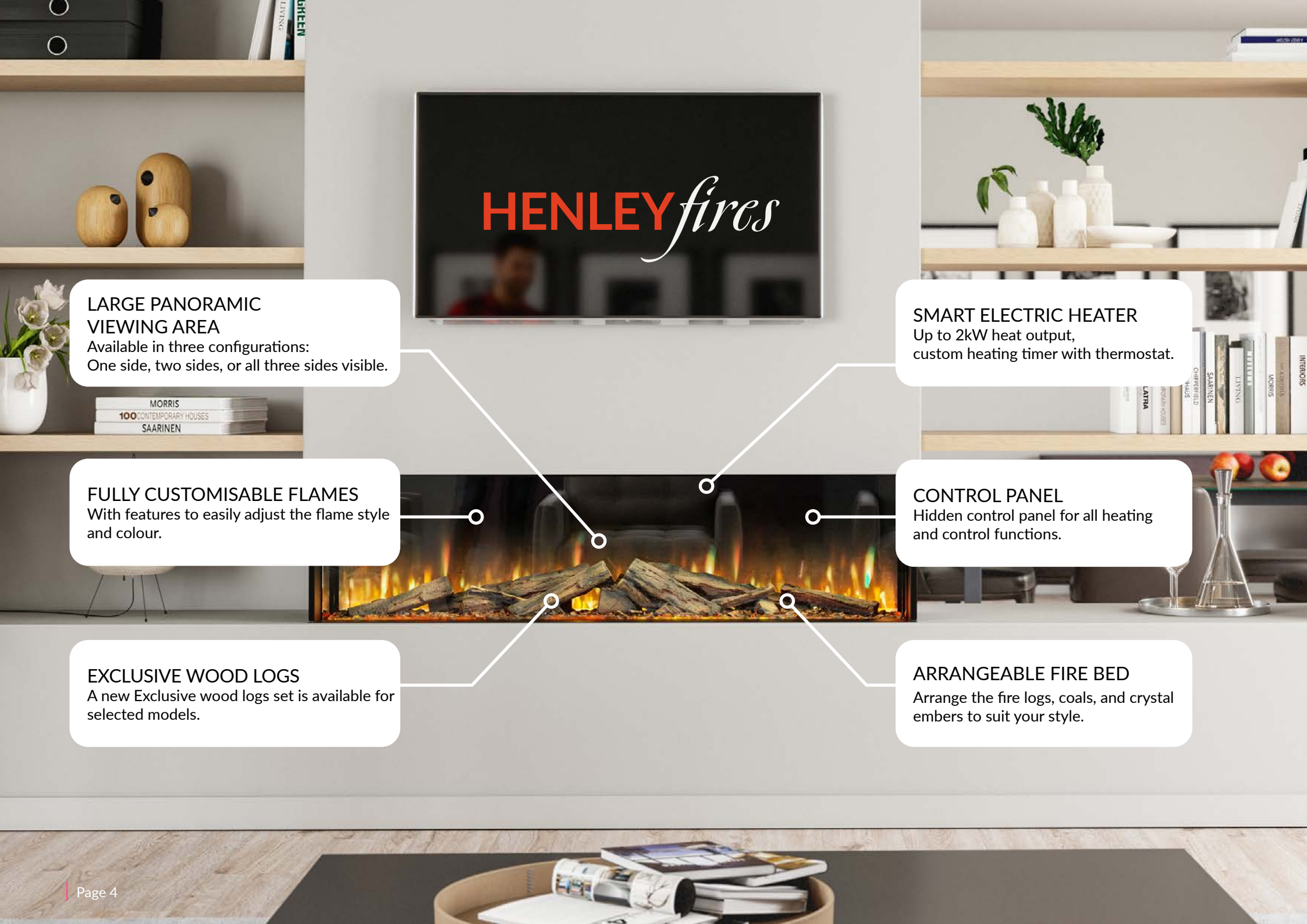
# ELECTRIC COLLECTION

**HENLEY***fires*



Aurora 16	PG. 10
Aurora 24	PG. 12
Aurora 650	PG. 14
Aurora 750	PG. 16
Aurora 1100	PG. 18
Aurora 1500	PG. 20
Aurora 1800	PG. 22
Eclipse 600	PG. 24
Polaris 1500	PG. 26
Elmwood	PG. 28
Aurora RIO	PG. 30





**LARGE PANORAMIC VIEWING AREA**  
Available in three configurations:  
One side, two sides, or all three sides visible.

**FULLY CUSTOMISABLE FLAMES**  
With features to easily adjust the flame style and colour.

**EXCLUSIVE WOOD LOGS**  
A new Exclusive wood logs set is available for selected models.

**SMART ELECTRIC HEATER**  
Up to 2kW heat output,  
custom heating timer with thermostat.

**CONTROL PANEL**  
Hidden control panel for all heating and control functions.

**ARRANGEABLE FIRE BED**  
Arrange the fire logs, coals, and crystal embers to suit your style.

# LARGE PANORAMIC VIEWING AREA

With 3 options to choose from\*

\* Aurora 750, Aurora 1100, Aurora 1500 & Aurora 1800 models only.



**OPTION 1 - ONE-SIDED**  
FULLY RECESSED  
Both left and right hand sides covered  
leaving only the front visible.



**OPTION 2 - TWO-SIDED**  
PARTIALLY RECESSED  
Only one side covered leaving the  
front and opposite side visible.



**OPTION 3 - THREE-SIDED**  
FULLY EXPOSED  
Both left and right hand sides are  
exposed and visible.





HENLEY*fires*

# EASY WAYS TO CONTROL YOUR FIRE

## INSTANT CONTROL AT YOUR FINGERTIPS

Henley Fires are crafted for comfort, control, and convenience—bringing advanced heating technology right into your home.

### THREE EASY WAYS TO CONTROL YOUR FIRE

- **Manual Control Panel**  
Adjust settings directly with the sleek, built-in panel.
- **Remote Handset**  
Take control from anywhere in the room with the intuitive remote.
- **Smart Device App**  
Built-in Wi-Fi allows full control from your phone or tablet using the Henley app.

### SMARTER HEATING WITH THE HENLEY APP

Take your experience further with our easy-to-use mobile app:

- Create custom heating schedules
- Set and adjust temperatures
- Personalise flame and lighting effects
- Turn your fire on or off remotely



### ADAPTIVE SMART HEATING

Plan ahead with precision. Schedule exact heating times and dates—your fire will automatically reach and maintain the ideal temperature when you need it.





**Adjust flame styles and colour options to suit your mood**

## FULLY CUSTOMISABLE FIRE BED

Adjust flame styles and colour options to suit your mood

The new Henley Electric Fire Collection brings the charm of a real fire into your home with cutting-edge 3D Flame Projection Technology. Each fire features a fully customizable flame display and fire bed, allowing you to tailor the look and ambiance to suit your space and personal style.

The fire bed is filled with beautifully detailed high-quality ceramic logs, glowing embers, or shimmering crystals, creating a captivating visual effect as the flames dance and flicker before your eyes.

For those seeking a heightened sense of realism, the electric stove is available with the option of Deluxe Logs, an exceptional feature that brings the authentic charm of a real fireplace into any setting.

Expertly crafted from high-quality ceramic, each log is hand-scorched and charred to achieve a remarkably lifelike appearance. The craftsmanship ensures crisp, realistic flame visuals, and the warmth of beautifully arranged timber logs.

Each model and size features its own distinctive log layout, designed to complement the stove's individual character. The logs are securely positioned for effortless installation, making this upgrade as practical as it is visually striking.

Designed with versatility in mind, the Henley fires offer three elegant installation options. You can opt for a front-facing installation with both sides enclosed for a clean, traditional look. Alternatively, a corner installation allows visibility from either the left or right side, while a three-sided panoramic setup offers a stunning three-sided view of the flames from the front and both sides.





# AURORA 16

Code: UTF-16

## SPECIFICATIONS

Recessed Installation	One-Sided
Heat Output	2kW

## DIMENSIONS

Width:	493 mm
Height:	602 mm
Depth:	131 mm

## FEATURES

- 3D flame projection technology
- New exclusive wood logs set
- 4 flame brightness settings & adaptive controls
- Includes remote control and wall-mounting fixings
- Thermal Cut-Out
- Multicolour for flame, fuel bed & logs
- 16 Flame effect colour options
- 16 Fuel bed colour options
- 7 day single event programmable timer
- Adaptive Smart control features, Smart Life App







# AURORA 24

Code: UTF16-24

## SPECIFICATIONS

Recessed Installation	One-Sided
Heat Output	2kW

## DIMENSIONS

Width:	645 mm
Height:	606 mm
Depth:	136 mm

## FEATURES

- 3D flame projection technology
- New exclusive wood logs set
- 4 flame brightness settings & adaptive controls
- Includes remote control and wall-mounting fixings
- Thermal Cut-Out
- Multicolour for flame, fuel bed & logs
- 16 Flame effect colour options
- 16 Fuel bed colour options
- 7 day single event programmable timer
- Adaptive Smart control features, Smart Life App







# AURORA 650

Code: CSUTF26

## SPECIFICATIONS

Recessed Installation	One-Sided
Heat Output	2kW

## DIMENSIONS

Width:	652 mm
Height:	911 mm
Depth:	222 mm

## FEATURES

- 3D flame projection technology
- New exclusive wood logs set
- 4 flame brightness settings & adaptive controls
- Includes remote control and wall-mounting fixings
- Thermal Cut-Out
- Multicolour for flame, fuel bed & logs
- 16 Flame effect colour options
- 16 Fuel bed colour options
- 7 day single event programmable timer
- Adaptive Smart control features, Smart Life App







# AURORA 750

Code: CS3SFPT750 D

## SPECIFICATIONS

<b>Recessed Installation</b>	One-Sided
	Two-Sided
	Three-Sided
<b>Heat Output</b>	2kW

## DIMENSIONS

<b>Width:</b>	752 mm
<b>Height:</b>	617 mm
<b>Depth:</b>	328 mm

## FEATURES

- 3D flame projection technology
- New exclusive wood logs set
- 4 flame brightness settings & adaptive controls
- Includes remote control and wall-mounting fixings
- Thermal Cut-Out
- Multicolour for flame, fuel bed & logs
- 16 Flame effect colour options
- 16 Fuel bed colour options
- 7 day single event programmable timer
- Adaptive Smart control features, Smart Life App







# AURORA 1100

Code: CS3SFPT1100 D

## SPECIFICATIONS

<b>Recessed Installation</b>	One-Sided
	Two-Sided
	Three-Sided
<b>Heat Output</b>	2kW

## DIMENSIONS

<b>Width:</b>	1102 mm
<b>Height:</b>	617 mwm
<b>Depth:</b>	328 mm

## FEATURES

- 3D flame projection technology
- New exclusive wood logs set
- 4 flame brightness settings & adaptive controls
- Includes remote control and wall-mounting fixings
- Thermal Cut-Out
- Multicolour for flame, fuel bed & logs
- 16 Flame effect colour options
- 16 Fuel bed colour options
- 7 day single event programmable timer
- Adaptive Smart control features, Smart Life App







HENLEY*fires*

# AURORA 1500

Code: CS3SFPT1500 D

## SPECIFICATIONS

<b>Recessed Installation</b>	One-Sided
	Two-Sided
	Three-Sided
<b>Heat Output</b>	2kW

## DIMENSIONS

<b>Width:</b>	1502 mm
<b>Height:</b>	617 mm
<b>Depth:</b>	328 mm

## FEATURES

- 3D flame projection technology
- New exclusive wood logs set
- 4 flame brightness settings & adaptive controls
- Includes remote control and wall-mounting fixings
- Thermal Cut-Out
- Multicolour for flame, fuel bed & logs
- 16 Flame effect colour options
- 16 Fuel bed colour options
- 7 day single event programmable timer
- Adaptive Smart control features, Smart Life App







# AURORA 1800

Code: CS3SFPT1800 D

## SPECIFICATIONS

<b>Recessed Installation</b>	One-Sided
	Two-Sided
	Three-Sided
<b>Heat Output</b>	2kW

## DIMENSIONS

<b>Width:</b>	1802 mm
<b>Height:</b>	617 mm
<b>Depth:</b>	328 mm

## FEATURES

- 3D flame projection technology
- New exclusive wood logs set
- 4 flame brightness settings & adaptive controls
- Includes remote control and wall-mounting fixings
- Thermal Cut-Out
- Multicolour for flame, fuel bed & logs
- 16 Flame effect colour options
- 16 Fuel bed colour options
- 7 day single event programmable timer
- Adaptive Smart control features, Smart Life App







**HENLEY***fires*

# Eclipse 600

Code: CSUTF28

## SPECIFICATIONS

Recessed Installation	One-Sided
Heat Output	2kW

## DIMENSIONS

Width:	678 mm
Height:	650 mm
Depth:	175 mm

## FEATURES

- 3D flame projection technology
- Fully Customisable Fire Bed
- 4 flame brightness settings & adaptive controls
- Includes remote control and wall-mounting fixings
- Thermal Cut-Out
- Multicolour for flame, fuel bed & logs
- Crystal embers & realistic log
- Adaptive Smart control features, Smart Life App







# Polaris 1500

Code: CSCLX60

## SPECIFICATIONS

Installation	Wall Hung
Heat Output	2kW

## DIMENSIONS

Width:	1524 mm
Height:	648 mm
Depth:	140 mm

## FEATURES

- 3D flame projection technology
- Fully Customisable Fire Bed
- 4 flame brightness settings & adaptive controls
- Includes remote control and wall-mounting fixings
- Thermal Cut-Out
- Multicolour for flame, fuel bed & logs
- Crystal embers & realistic log
- Adaptive Smart control features, Smart Life App







# Elmwood Electric

Code: EST196

## SPECIFICATIONS

Installation	Freestanding
Heat Output	1.5kW

## DIMENSIONS

Width:	574 mm
Height:	688 mm
Depth:	316 mm

## FEATURES

- 3D flame projection technology
- Fully Customisable Fire Bed
- 4 flame brightness settings & adaptive controls
- Includes remote control
- Thermal Cut-Out
- Multicolour for flame, fuel bed & logs
- Crystal embers & realistic log
- Adaptive Smart control features, Smart Life App







# Aurora RIO

Code: EST200 LCD; EST200

## SPECIFICATIONS

Installation	Freestanding
Heat Output	1.5kW

## DIMENSIONS

Width:	542 mm
Height:	601 mm
Depth:	298 mm

## FEATURES

- LCD technology or 3D flame projection technology
- Fully Customisable Fire Bed
- 4 flame brightness settings & adaptive controls
- Includes remote control
- Thermal Cut-Out
- Multicolour for flame, fuel bed & logs
- Crystal embers & realistic log
- Adaptive Smart control features, Smart Life App



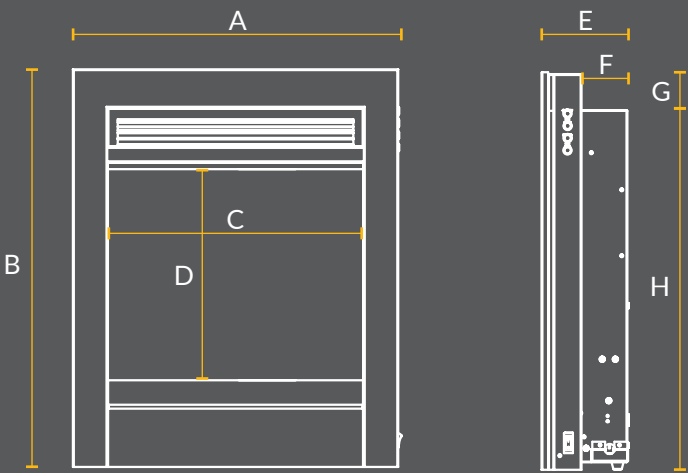
Now available with cutting-edge **3D projection** or **LCD** technology.





# PRODUCT DIMENSIONS

## AURORA 16 / 24



### 16

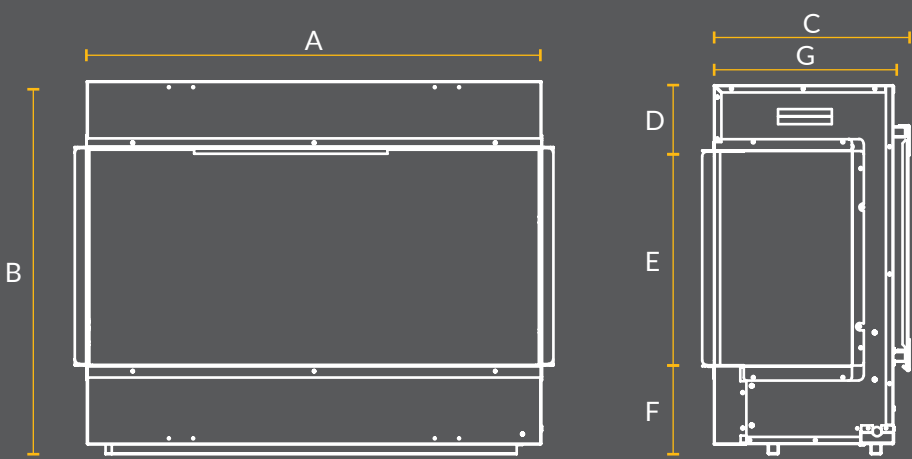
A	493 mm
B	602 mm
C	389 mm
D	320 mm
E	131 mm
F	70 mm
G	57 mm
H	545 mm

### 24

A	645 mm
B	606 mm
C	641 mm
D	321 mm
E	136 mm
F	76 mm
G	57 mm
H	545 mm



## AURORA 750 / 1100 / 1500 / 1800



### 750

A	752 mm
B	617 mm
C	328 mm
D	109 mm
E	361 mm
F	147 mm
G	301 mm

### 1100

A	1102 mm
B	617 mm
C	328 mm
D	109 mm
E	361 mm
F	147 mm
G	301 mm

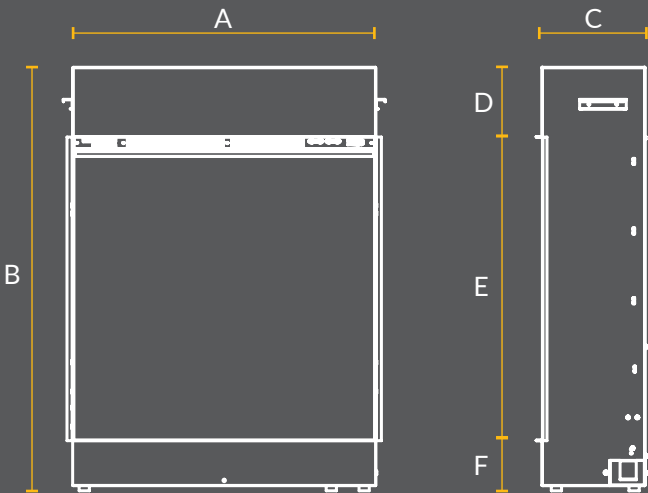
### 1500

A	1502 mm
B	617 mm
C	328 mm
D	109 mm
E	361 mm
F	147 mm
G	301 mm

### 1800

A	1802 mm
B	617 mm
C	328 mm
D	109 mm
E	361 mm
F	147 mm
G	301 mm

## AURORA 650



A	652 mm
B	911 mm
C	222 mm
D	150 mm
E	625 mm
F	109 mm



FULLY RECESSED



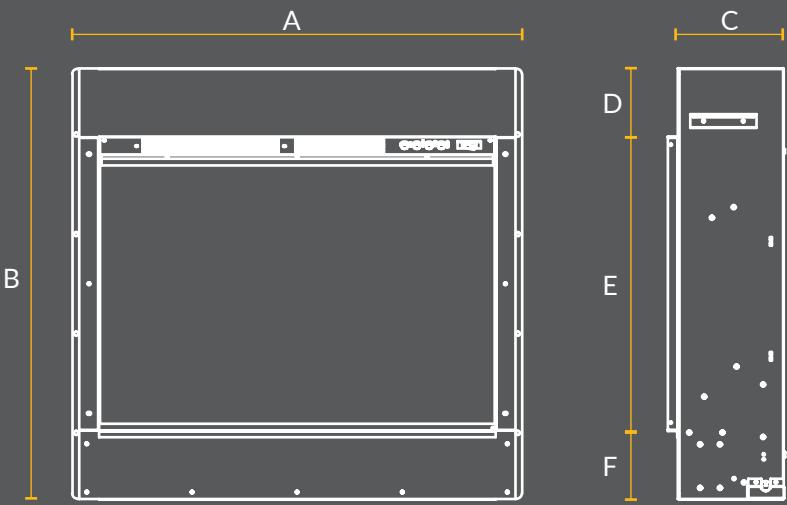
FULLY EXPOSED



# PRODUCT DIMENSIONS

HENLEY*fires*

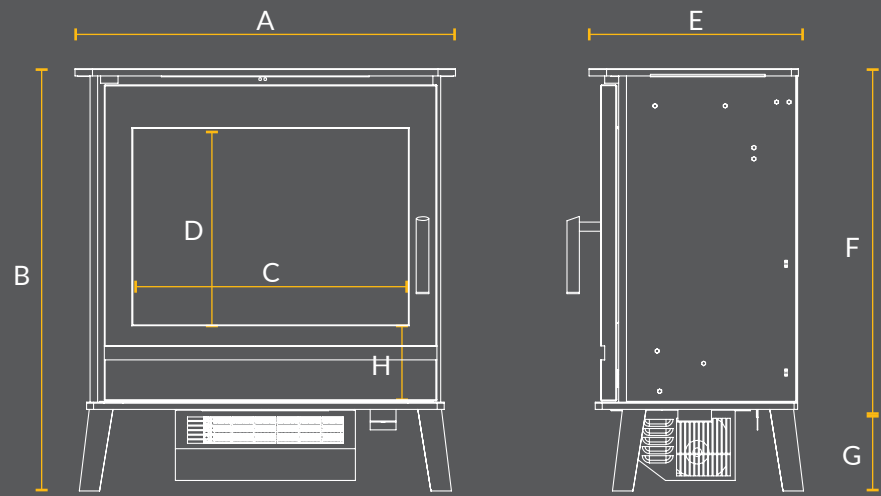
## ECLIPSE 600



A	678 mm
B	650 mm
C	160 mm
D	103 mm
E	444 mm
F	103 mm



## AURORA RIO, FREESTANDING



### RIO

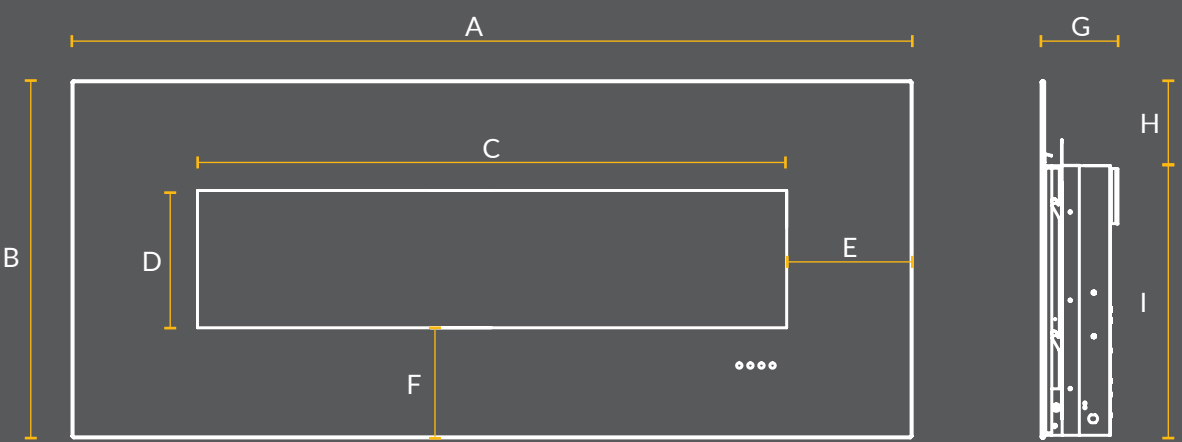
A	542.5 mm
B	601.5 mm
C	393 mm
D	280 mm
E	298.5 mm
F	475 mm
G	126.5 mm
H	108.8 mm

### RIO -LCD

A	542.5 mm
B	601.5 mm
C	393 mm
D	280 mm
E	298.5 mm
F	475 mm
G	126.5 mm
H	108.8 mm

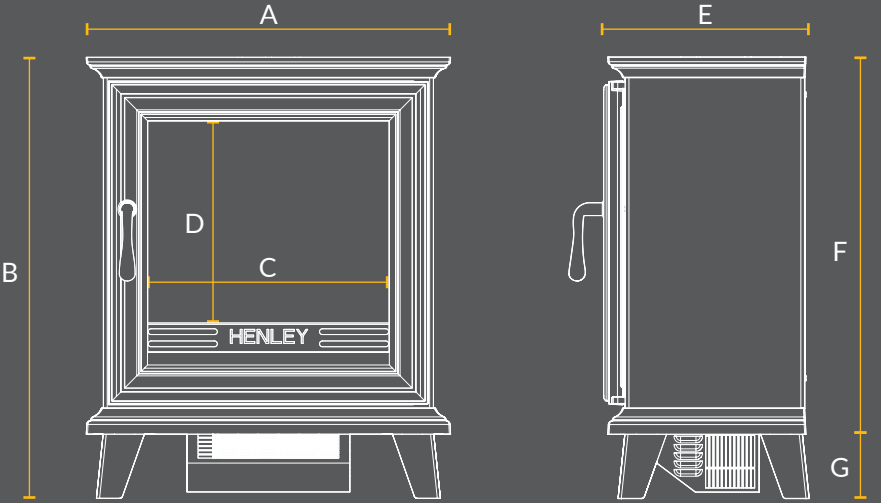


## POLARIS 1500



A	1524 mm
B	648 mm
C	1069 mm
D	249 mm
E	228 mm
F	199 mm
G	140 mm
H	154 mm
I	489 mm

## ELMWOOD ELECTRIC, FREESTANDING



A	574 mm
B	688 mm
C	381 mm
D	381 mm
E	316 mm
F	588 mm
G	100 mm







**HENLEY***fires*

**Address:** Curraheen, Tralee, Co. Kerry, Ireland.

**Dublin Warehouse:** 2 Cloverhill, Clondalkin, Dublin 22.

**w:** [www.henleystoves.com](http://www.henleystoves.com) **e:** [sales@henleystoves.com](mailto:sales@henleystoves.com)

© 2025 Henley Stoves All Rights Reserved